

Mars Hill Pedestrian Count

Time Period: Monday, April 27, 2015 1:00 P.M. – Monday, May 4, 2015 1:00 P.M.

Location: On the south-west sidewalk of College Avenue and Main Street, about 15 feet from the intersection.



(Image: Google Maps)

Equipment: EcoCounter Pyro Counter

The Pyro Counter is able to count bicyclists, pedestrians, skateboarders, rollerbladers, or anyone who passes within approximately 16.5 feet of the equipment. However, the device is unable to differentiate between the different users and simply counts them as general users.

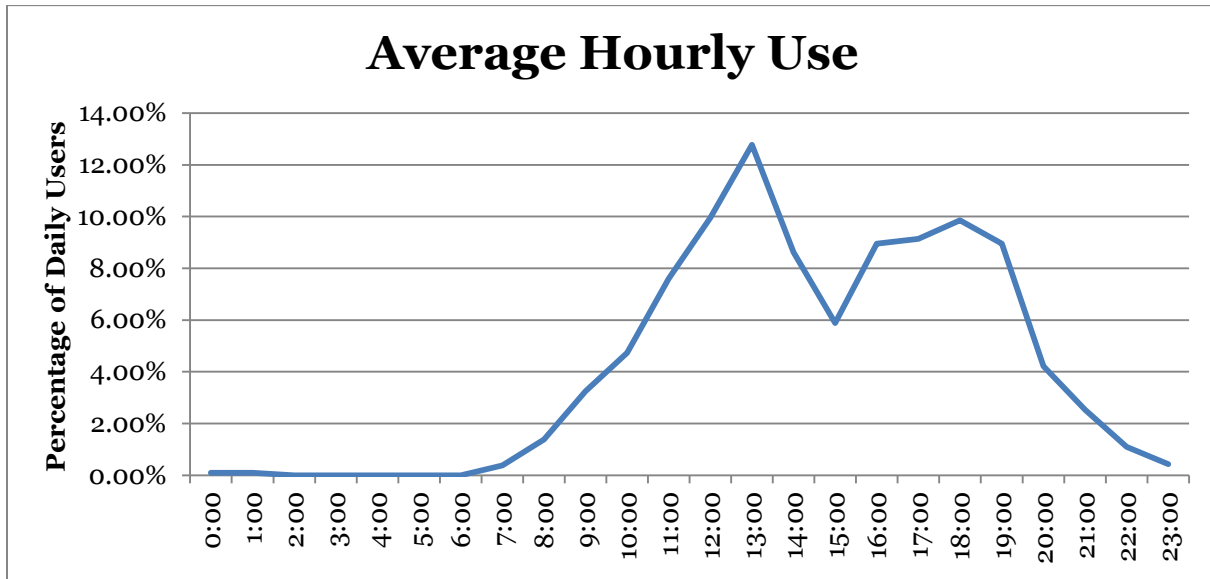
Possible sources of error include facility-users walking side-by-side or very close to each other; this is likely to include people walking or running side-by-side, children being held by a parent or walking along side of them, or dense groups of users. It is unclear how many users are likely to have been missed due to these circumstances and there has been no effort to make up for this likely discrepancy.

Results

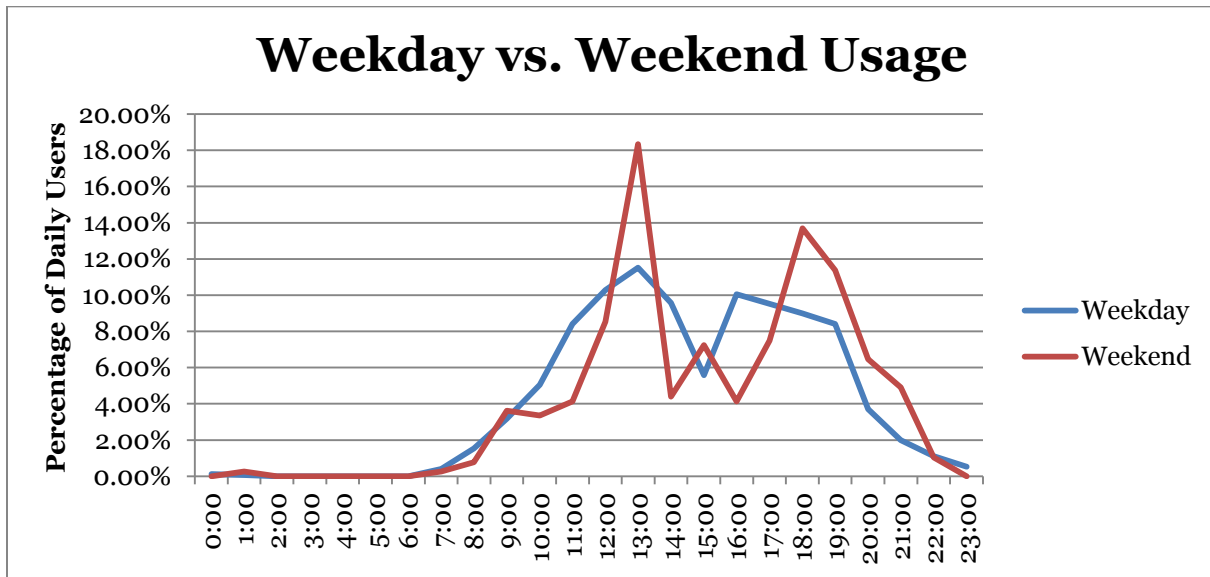
Total Users	2,089
Users/Hour	12.4
Peak 24-Hour Usage	512
Peak Day	Friday, May 1st
Peak 2-Hour Period	125
Peak 2-Hour Day & Time	5:00P.M. – 7:00 P.M. Friday, May 1st

Patterns of Use

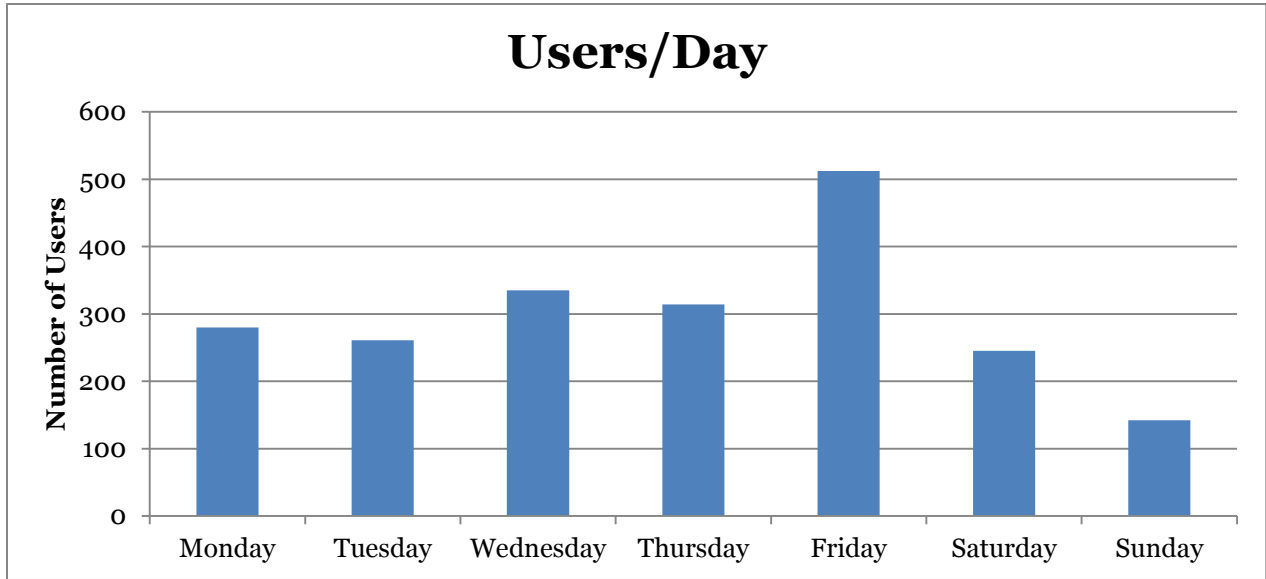
The following chart illustrates the average use of the sidewalk at the count location. This includes both weekday and weekend data and has greater weekday representation.



The second chart illustrates the different pattern of usage between the weekday and weekend.



The third chart shows users/day.



Notes

Temperatures were relatively constant throughout the weeks with highs ranging between the low 60s and mid-70s. Lows were between the high-30s and high-50s. No major precipitation events occurred, although there was light rain on Friday, May 1st (0.05 in.)