

Canton Pedestrian Count

Time Period: Tuesday, April 7, 2015 12:00 A.M. – Tuesday, April 14, 2015 12:00 A.M.

Location: On the south-east sidewalk on Mills Avenue, approximately 50 feet south-west of the intersection of Mills Avenue and W Main Street.



(Image: Google Maps)

Equipment: EcoCounter Pyro Counter

The Pyro Counter is able to count bicyclists, pedestrians, skateboarders, rollerbladers, or anyone who passes within approximately 16.5 feet of the equipment. However, the device is unable to differentiate between the different users and simply counts them as general users.

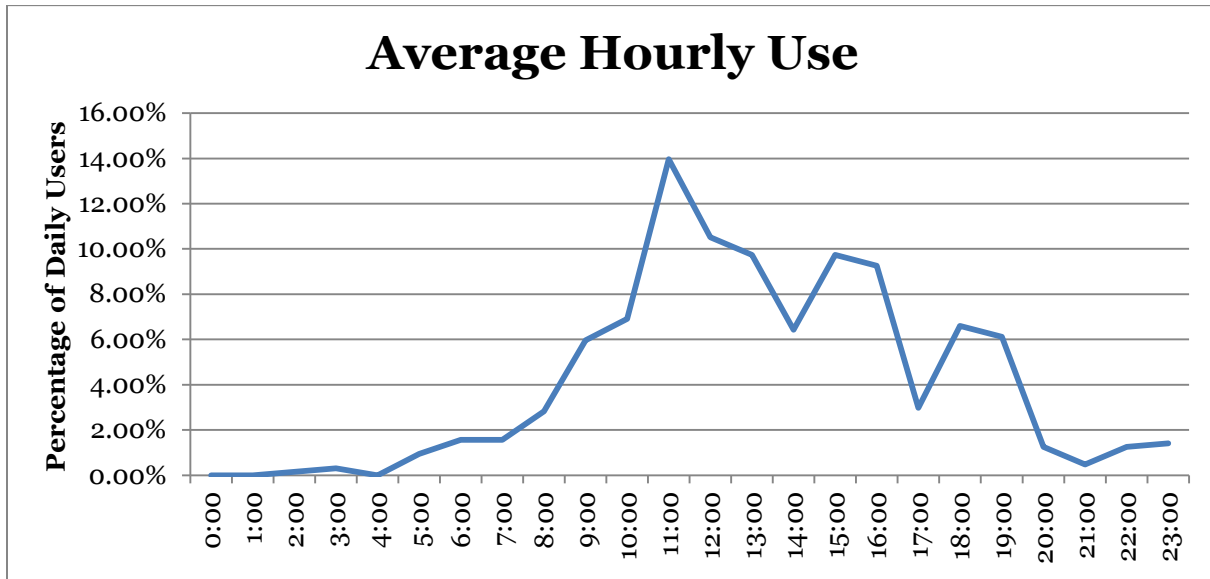
Possible sources of error include facility-users walking side-by-side or very close to each other; this is likely to include people walking or running side-by-side, children being held by a parent or walking along side of them, or dense groups of users. It is unclear how many users are likely to have been missed due to these circumstances and there has been no effort to make up for this likely discrepancy.

Results

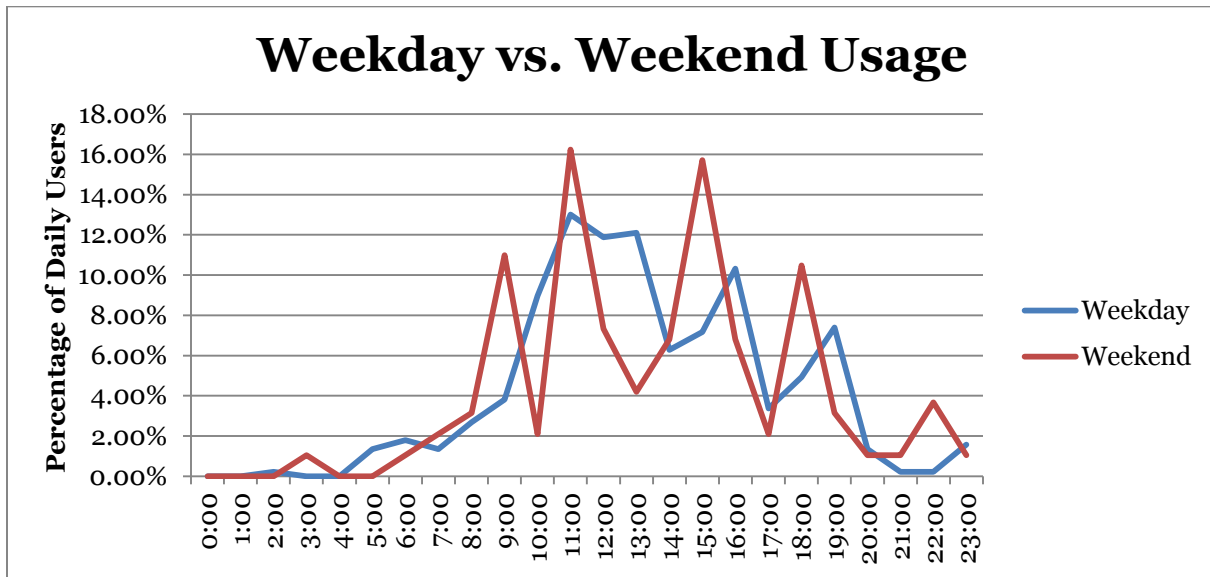
Total Users	637
Users/Hour	3.8
Peak 24-Hour Usage	115
Peak Day	Saturday, April 11th
Peak 2-Hour Period	43
Peak 2-Hour Day & Time	11:00A.M. – 1:00 P.M. Thursday, April 10th

Patterns of Use

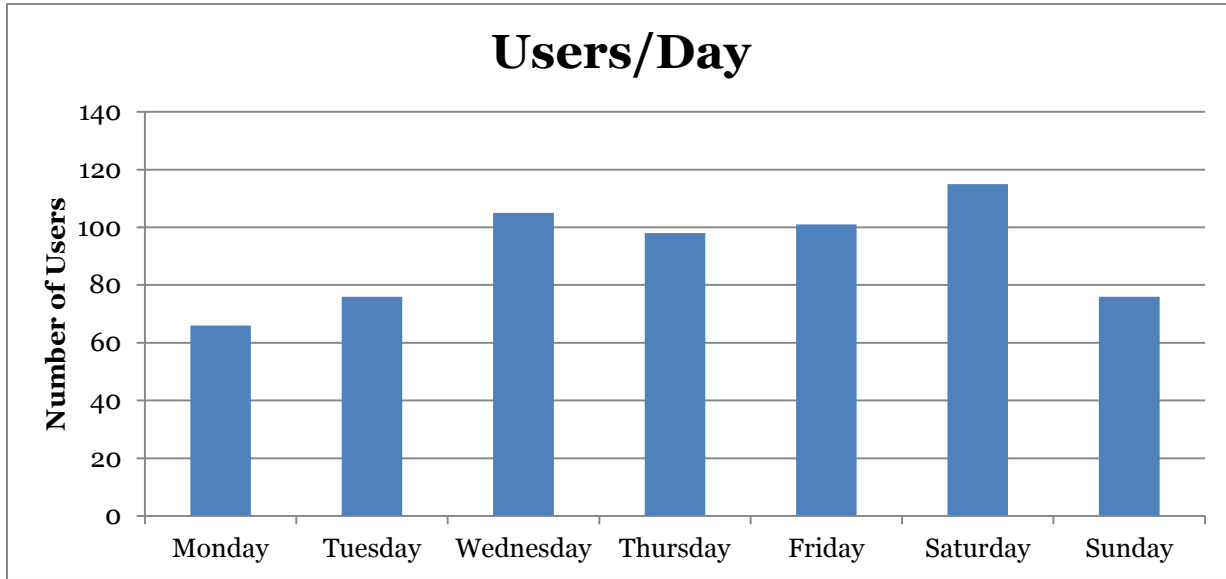
The following chart illustrates the average use of the sidewalk at the count location. This includes both weekday and weekend data and has greater weekday representation.



The second chart illustrates the different pattern of usage between the weekday and weekend.



The third chart shows users/day.



Notes

Temperatures were relatively warm throughout the count. Highs were between sixty-two and eighty-five degrees. Lows were between forty-one and fifty-nine degrees. Significant precipitation occurred on Tuesday, April 7th and Monday, April 13th.