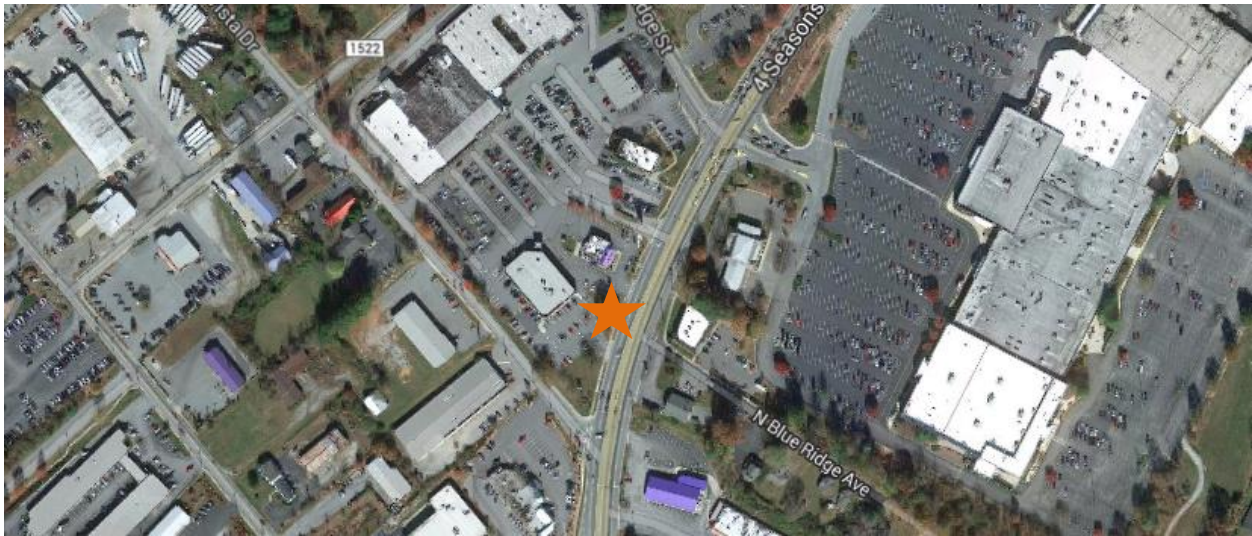


Hendersonville Pedestrian Count

Time Period: Friday, March 13, 2015 12:00 P.M. – Friday, March 20, 2015 12:00 P.M.

Location: On the western sidewalk of Four Seasons Boulevard (US-64), north of the intersection of Buena Vista Drive, south of an Apple County Transit Stop.



(Image: Google Maps)

Equipment: EcoCounter Pyro Counter

The Pyro Counter is able to count bicyclists, pedestrians, skateboarders, rollerbladers, or anyone who passes within approximately 16.5 feet of the equipment. However, the device is unable to differentiate between the different users and simply counts them as general users.

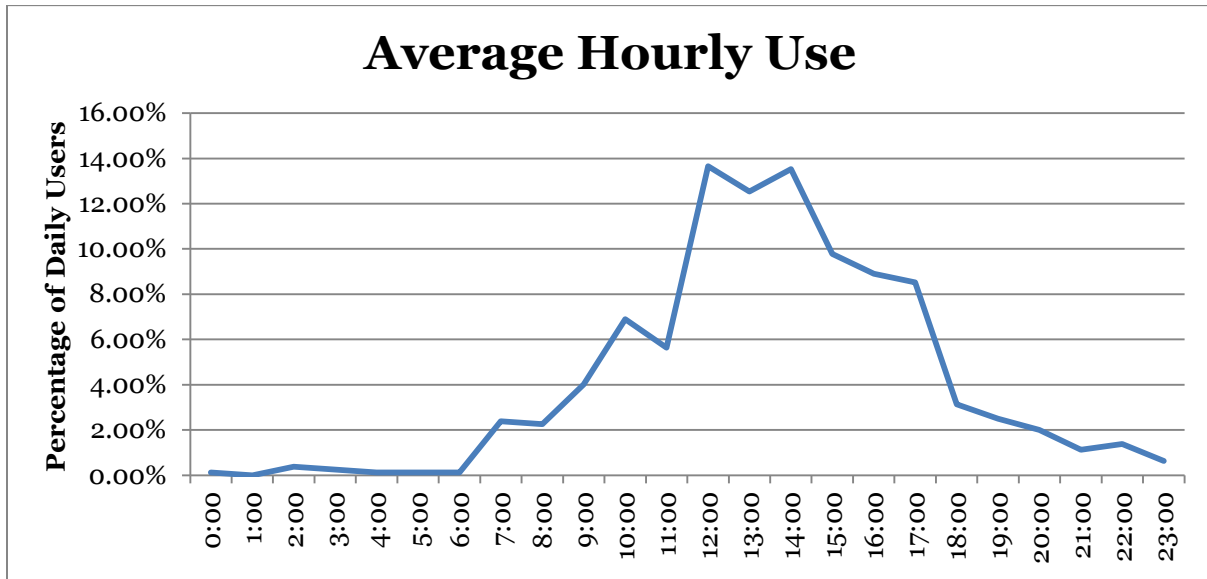
Possible sources of error include facility-users walking side-by-side or very close to each other; this is likely to include people walking or running side-by-side, children being held by a parent or walking along side of them, or dense groups of users. It is unclear how many users are likely to have been missed due to these circumstances and there has been no effort to make up for this likely discrepancy.

Results

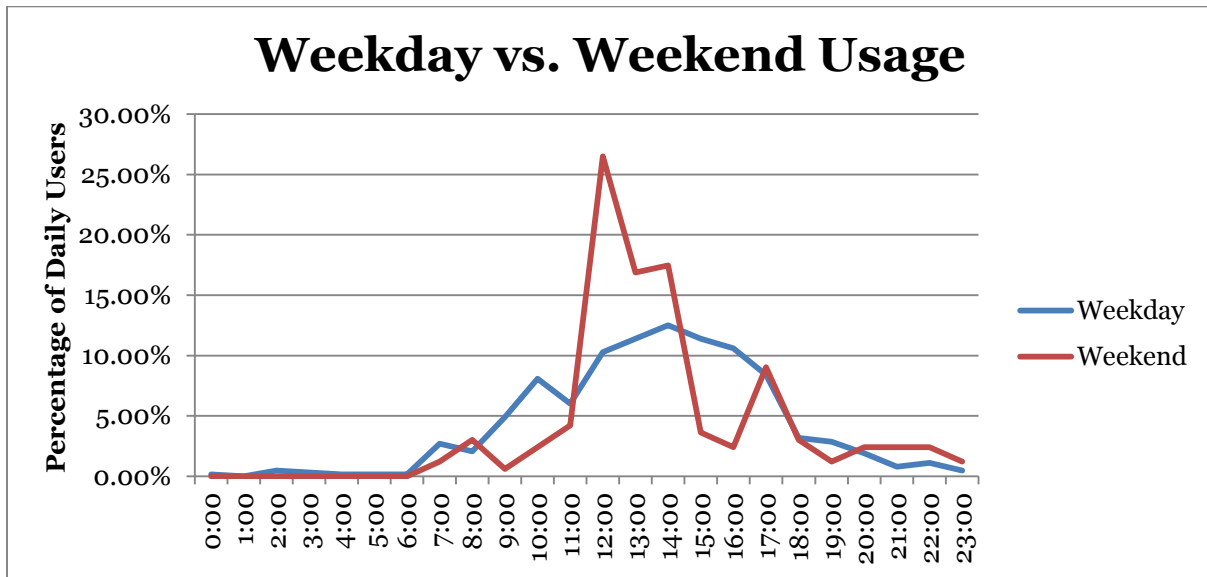
Total Users	798
Users/Hour	4.8
Peak 24-Hour Usage	173
Peak Day	Friday, March 13/20*
Peak 2-Hour Period	53
Peak 2-Hour Day & Time	1:00 – 3:00 P.M. Friday, March 13th & 12:00 – 2:00 P.M. Saturday, March 14th

Patterns of Use

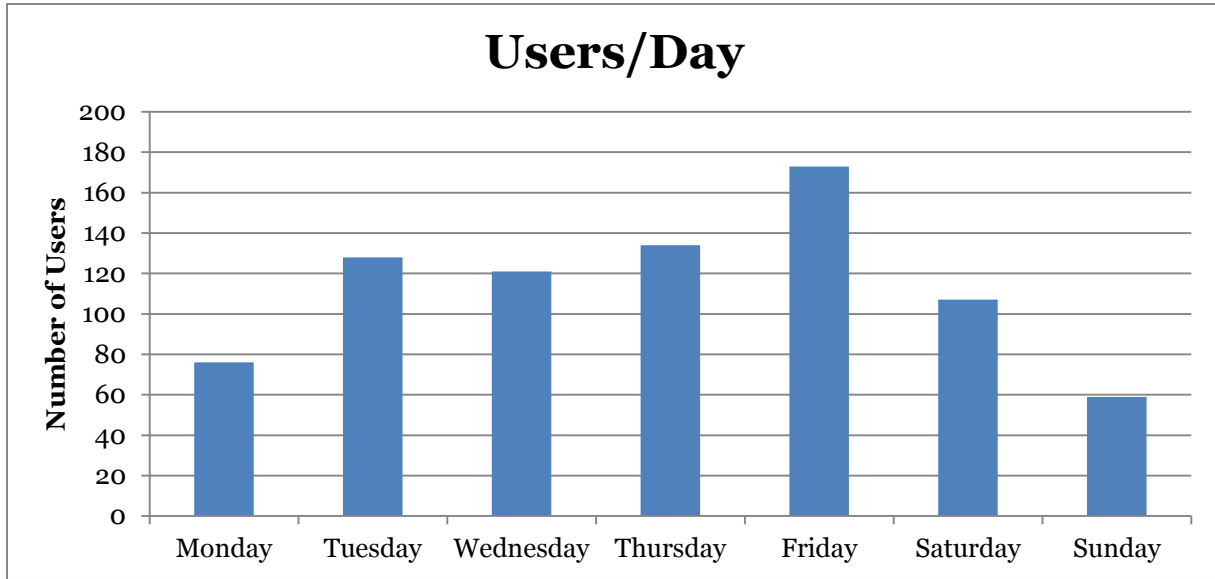
The following chart illustrates the average use of the sidewalk at the count location. This includes both weekday and weekend data and has greater weekday representation.



The second chart illustrates the different pattern of usage between the weekday and weekend.



The third chart shows users/day.



Notes

The weather was above-average for most of the week with highs in 60s and 70s. Minor precipitation occurred on Saturday, March 14th and Thursday, March 19th, but it was less than a 1/4 inch each day.

*Counts for Friday were combined from afternoon/evening counts on March 13th and morning counts on March 20th.