

Asheville Pedestrian Count

Time Period: Thursday, February 26, 2015 12:00 A.M. – Thursday, March 5, 2015 12:00 A.M.

Location: Near the SW intersection of W.T. Weaver Boulevard and Broadway, just south of the marked crosswalk.



(Image: Google Maps)

Equipment: EcoCounter Pyro Counter

The Pyro Counter is able to count bicyclists, pedestrians, skateboarders, rollerbladers, or anyone who passes within approximately 16.5 feet of the equipment. However, the device is unable to differentiate between the different users and simply counts them as general users.

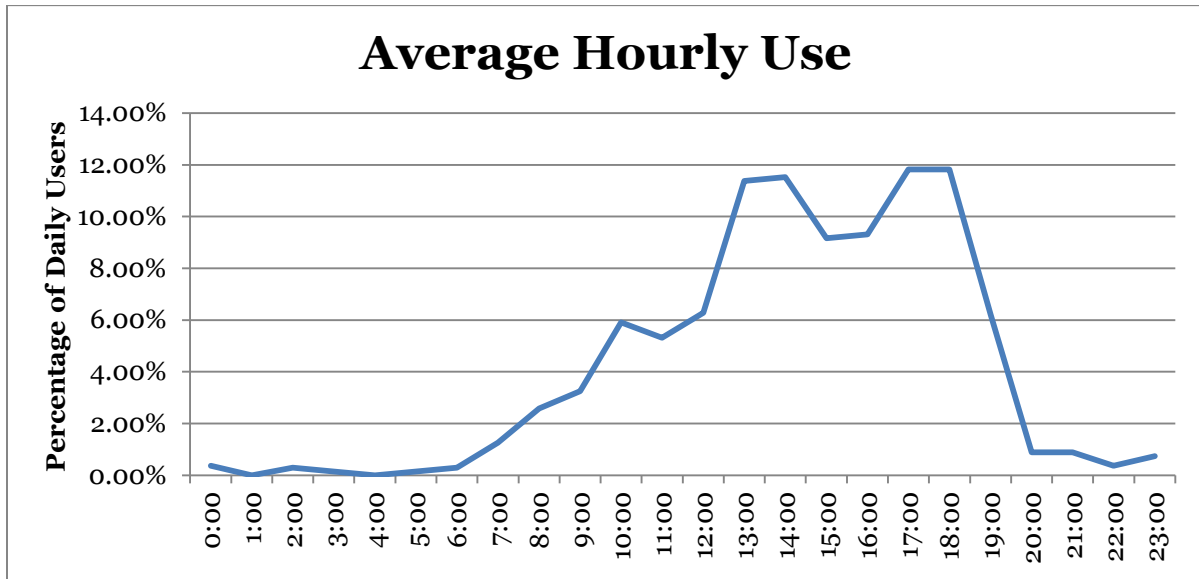
Possible sources of error include facility-users walking side-by-side or very close to each other; this is likely to include people walking or running side-by-side, children being held by a parent or walking along side of them, or dense groups of users. It is unclear how many users are likely to have been missed due to these circumstances and there has been no effort to make up for this likely discrepancy.

Results

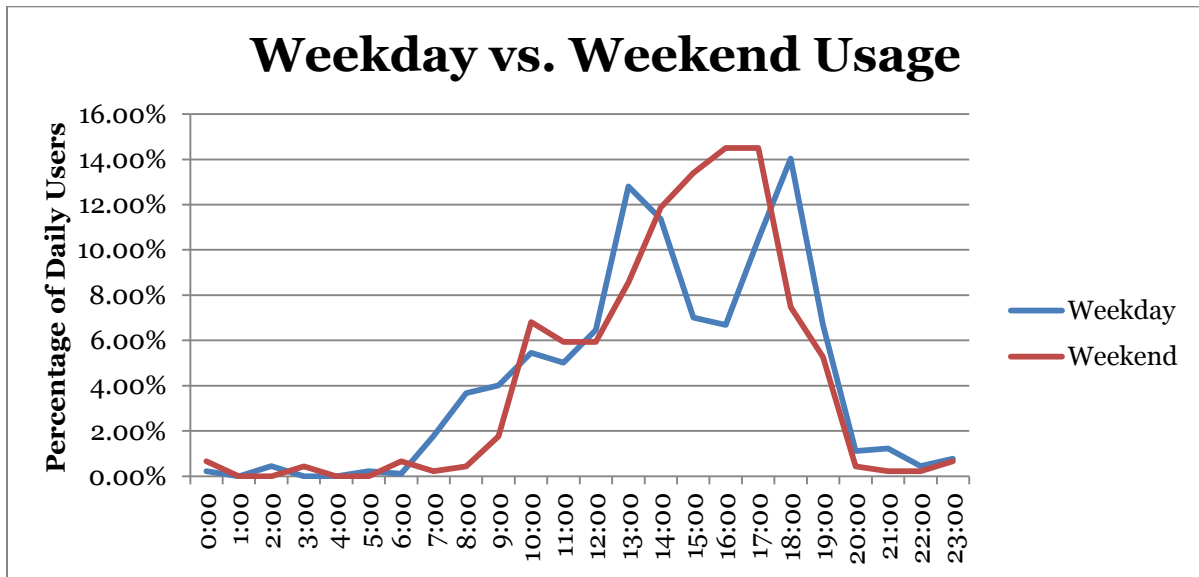
Total Users	1,353
Users/Hour	8.1
Peak 24-Hour Usage	330
Peak Day	Wednesday, March 4th
Peak 2-Hour Period	101
Peak 2-Hour Day & Time	4:00 – 6:00 P.M. Sunday, March 1st

Patterns of Use

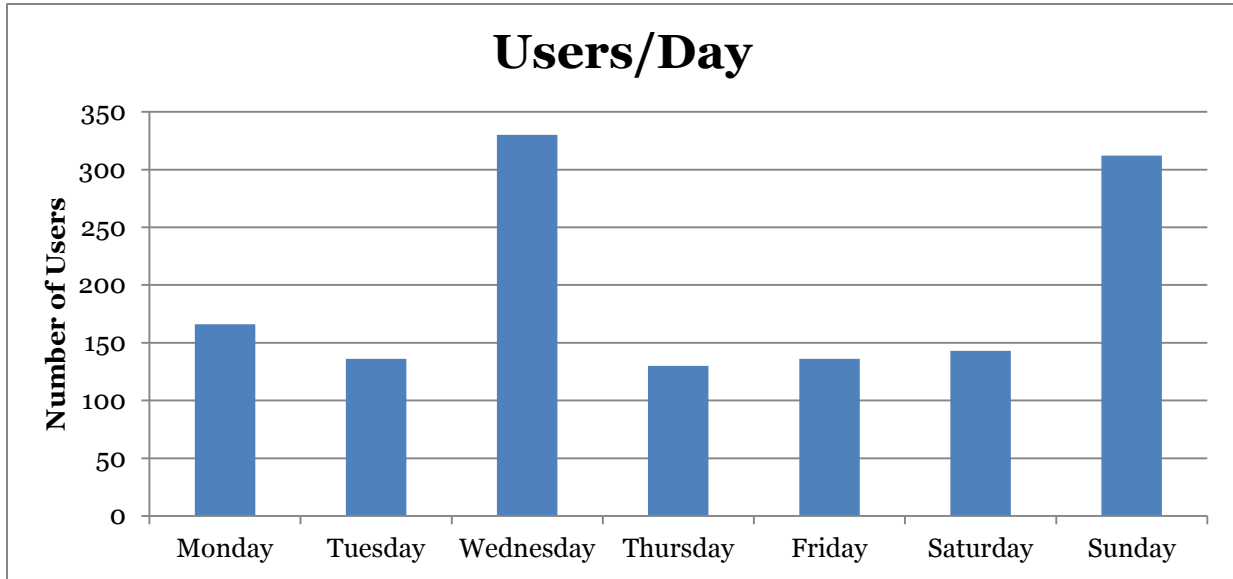
The following chart illustrates the average use of the sidewalk at the count location. This includes both weekday and weekend data and has greater weekday representation.



The second chart illustrates the different pattern of usage between the weekday and weekend.



The third chart shows users/day.



Notes

The weather transitioned from wintry to spring during the week. Thursday was snowy and highs were in the low 40s/high 30s until Saturday. Highs then took off to the 50s and even into the 70s after Sunday. Wednesday was sunny with a high in the 70s. Significant precipitation occurred only on Thursday, February 26th.